



---

---

## PROCEDURES MANUAL COUNTERTOP AND SOLID WOOD

**Table of contents**

- 1. Accessing the web configurator ..... 3
- 2. Select you desired criteria..... 4
- 3. Order summary ..... 9
- 4. Adding to cart .....12
- 5. Managing your cart ..... 13
- 6. Manufacturing / delivery time .....14
- 7. Personal notes..... 14



# 1. Accessing the web configurator

1.1. Go to Rocheleau website at: <https://www.rocheleau.ca/en>

1.2. Log in using your customer account

1.3. Make a keyword search or navigate:

Products / Custom made components / CBM-COMPTOIR ET COMPOSANTE DE BOIS

1.4. Click the “CONFIGURE” button



## 2. Select you desired criteria

### Configurator Countertop and solid wood component



Wood is one of the most fashionable and noble materials, which is as much a trend for kitchen shelves and wooden islands as it is for accessory displays and countertops in stores. That is why we offer our wood components in 8 species that bring warmth and life to decors. Nevertheless, it is to be noted that these species of solid wood have irregularities that vary from one board to another, such as knots and colors, giving them a unique character. Manipulated in a controlled environment and in compliance with the high standards of manufacture in the field, this product range reaches a high level of quality. Each piece is cut to the required dimensions. A special attention is dedicated to the finish, where all products receive 3 layers of mineral oil or Polyurethane varnish with water, including a sanding between layers. Every countertops and butcher blocs in oiled finish come with a 250ml bottle of oil for future maintenance. (See documentations below for more information on warranty, wood maintenance, recommendations and installation instructions for a countertop and a wooden island.)

#### Category



Laminated 1 1/4"

#### 2.1. Category

##### 2.1.1. Laminated 1 1/4"

#### 2.2. Finish

##### 2.2.1. Without finishing

##### 2.2.2. With finish

#### 2.3. With Finish

##### 2.3.1. Oiled

##### 2.3.2. Varnish

##### 2.3.2.1. Ultra matte varnish 5 %

##### 2.3.2.2. Matte varnish 20 %

##### 2.3.2.3. Satin varnish 40 %

#### 2.4. Thickness

##### 2.4.1. Thickness 1 1/4"

##### 2.4.2. Thickness 1 1/2"

##### 2.4.3. Thickness 1 3/4"

## 2.5. Essence

### 2.5.1. Oak

2.5.1.1. White oak

2.5.1.2. Red oak

### 2.5.2. Maple

2.5.2.1. Common maple

2.5.2.2. Select maple

### 2.5.3. Ash

### 2.5.4. Yellow birch

2.5.4.1. Common yellow birch

2.5.4.2. Select yellow select

### 2.5.5. Black walnut (allergenic product)

## 2.6. Cutting

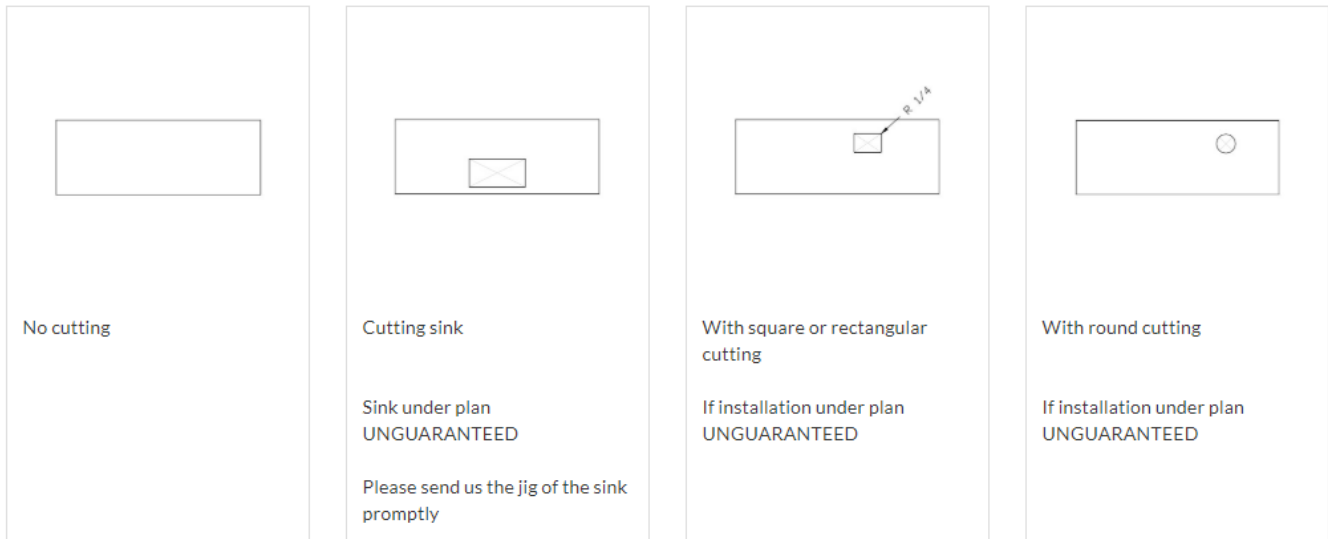
### 2.6.1. No cutting

### 2.6.2. Cutting sink (Sink on plan guaranteed, sink under plan UNGUARANTEED)

2.6.2.1. Please send us the jig of the sink promptly

### 2.6.3. With square or rectangular cutting (If installation under UNGUARANTEED)


### 2.6.4. With round cutting (If installation under UNGUARANTEED)



## 2.7. Notice

2.7.1. If you are bidding for **only one piece**, 10 sq. ft. will be the minimum billable.

2.7.2. If you have **more than one piece** that includes pieces under 10 sq. ft., contact customer service for a price adjustment.



Le prix de votre configuration est pour min. 10 pi<sup>2</sup>. Si vous soumissionnez plus d'une pièce < 10 pi<sup>2</sup>, contactez le service à la clientèle pour un ajustement de prix.

The price of your configuration is for min. 10 sq. ft. If you are bidding for more than one piece < 10 sq. ft., contact customer service for a price adjustment.


Notice

## 2.8. Quantity

2.8.1. Always set to 1 option by default (enter quantity of doors for your configuration)

**Confirmation**

Quantity:

## 2.9. Variables


### 2.9.1. fractions (inch)



Depth P in.  
min: 4 max: 48  
42  
36

  /  

Different max depending on the chosen thickness



Sans joint de longueur  
Without joint length

Width L in.  
min: 24 max: 120

  /  

## 2.10. Min/Max dimensions

2.10.1. P: Depth min. 4" and max. 48"/ 42" / 36"

2.10.2. L: Width min. 24" et max. 120"

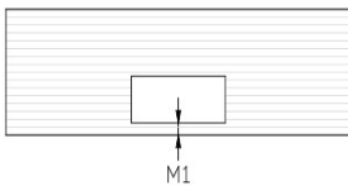
2.10.3. Depths and widths above 48" and 120" available, by special order, through customer service.

## 2.11. Place the sink

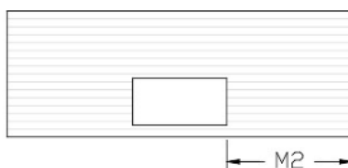
2.11.1. M1 = Measure from the front of the countertop at the sink position

2.11.1.1. \*\*Caution: Measure the wood lath 1 ¼"

2.11.2. M2 = Measure from the right side of the countertop at the sink hole



M1 in.  
max: 48

  /  


M2 in.  
min: 6 max: 120

  /

2.12. Notes

2.12.1. Write the brand and sink model in the rectangle

NOTES

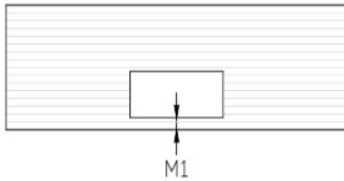
Brand and # sink model	
------------------------	--

2.13. Locate the square or rectangle cutout

2.13.1. M1 = Measuring the front of the countertop to the position of the cut

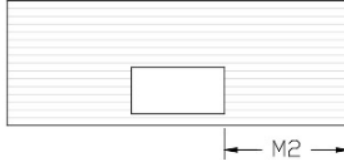
2.13.1.1. **\*\*Warning: Latte measurement of 1 ¼"**

2.13.2. M2 = Measuring the right side of the countertop to the sink hole



M1 in.  
max: 48

		/		?
--	--	---	--	---



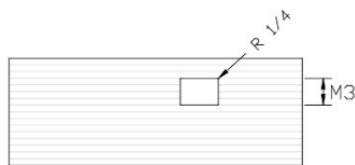
M2 in.  
min: 6 max: 120

6		/	
---	--	---	--

2.13.3. M3 = Measuring the width of the cut

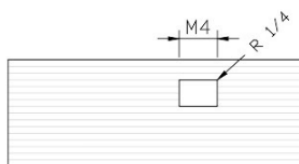
2.13.4. M4 = Measuring the length of the cut

2.13.5. **\*\*Corners will have ¼" radius. If you want them without radius, go through our customer service.**



M3 in.

		/	
--	--	---	--



M4 in.

		/	
--	--	---	--

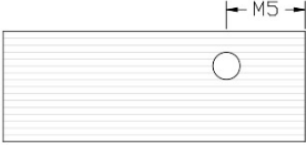




## 2.14. Locate the round cutout

2.14.1. M5 = Measuring the right side of the countertop at the center of the round

2.14.2. M6 = Measuring the front of the countertop at the center of the round

2.14.3. R1 = Enter the diameter of your circle

	M5 in. min: 1 max: 47	<input type="text" value="1"/> <input type="text"/> / <input type="text"/>
	M6 in. min: 1 max: 120	<input type="text" value="1"/> <input type="text"/> / <input type="text"/>
	Dia 1 min: 4 max: 24	<input type="text" value="4"/> <input type="text"/> / <input type="text"/>

## 3. Order summary

3.1. Verify all measurements

3.2. **Resulting product:** Product code

3.3. **Quantity:** Desired quantity for this configuration

3.4. **Unit price:** Price per glass before customer discount

3.5. **Code:** All codes needed to manufacture glass

3.6. **Description:** Code description

3.7. **Confirm and continue with the same configuration:**

Allows you to change measurements for the same configuration

3.8. **Confirm:** Adds configuration to cart

RESULTING PRODUCT	QUANTITY	UNIT PRICE
Countertop and solid wood component	1	910.20

CODE	DESCRIPTION
CBM-LAMINE 1-1-4	Laminated 1 1/4"
CBM-EPAISSEUR 1-3-4	Thickness 1 3/4"
CBM-CHENE BLANC	White oak
CBM-AVEC DÉCOUPE	With sink cutting
CBM-VERNIS MAT 20	Matte varnish 20 %

[☞ Confirm and continue with the same configuration](#)

[☞ Confirm](#)



VARIABLES

	<p>Depth P in. min: 4 max: 48</p>	<input type="text" value="4"/> <input type="text"/> / <input type="text"/> <input type="button" value="⊗"/>
<p>Sans joint de longueur <i>Without joint length</i></p>	<p>Width L in. min: 24 max: 120</p>	<input type="text" value="24"/> <input type="text"/> / <input type="text"/> <input type="button" value="⊗"/>
<p>M1</p>	<p>M1 in. max: 48</p>	<input type="text"/> <input type="text"/> / <input type="text"/> <input type="button" value="⊗"/>
<p>M2</p>	<p>M2 in. min: 6 max: 120</p>	<input type="text" value="6"/> <input type="text"/> / <input type="text"/>

NOTES

<p>Brand and # sink model</p>	<input type="text"/>
-------------------------------	----------------------

## 4. Adding to cart

### 4.1. If you click on “Confirm”

- 4.1.1. You can add your glass configuration to an existing cart or select “New cart”. Clicking this button will not allow you to continue with the same configuration.

### 4.2. If you click on “Confirm and continue with the same configuration”


- 4.2.1. You can add your glass configuration to an existing cart or select “New cart”. Clicking this button allows you to add more glass to your order using the same configuration, but with different measurements.
  - 4.2.1.1. Be sure to use the same cart number when clicking on this button to add more glass to your order.

### Choose a cart ×

---

**Cart #5**  
1 item, total \$58.88

Other options

**New cart**  
Create a new cart 

**Cancel**  
Cancel the operation and close this window

## 5. Managing your cart

5.1. **Cart:** Includes cart number and quote numbers

5.2. **Print:** Allows you to view and print quote

5.3. **Print configuration:** Allows you recheck and print all configurations added to the cart. In the case of errors, you must remove the incorrect product from the cart and start a new configuration, with the web configurator (contact customer service for help if necessary). The new product must be added to the same cart as the deleted product.

5.4. **Product:** Code generated by configurator

5.5. **Price:** Price per glass before customer discount

5.6. **Discount:** Customer discount

5.7. **Quantity:** Quantity for this configuration

5.8. **Total:** Price after discount is applied



5.9. By clicking on the red rectangular icon, you can add a note to the product

5.10. **Place order:** Sends to Rocheleau

## Cart

Cart #3 (SOU0074336) [\[Edit\]](#) [\[Notes\]](#)

[\[Print\]](#) [\[Print configuration\]](#)

PRODUCT	PRICE	DISCOUNT	QUANTITY	TOTAL
 Countertop and solid wood component - A:_UNI CBM-COMPTOIR ET COMPOSANTE DE BOIS_18 Available on : 2019-11-13 <input type="text" value="Product note"/>	\$910.20	(\$182.04)	1	\$728.16
<b>Skid fee - \$</b> FRAIS EMBALLAGE PALETTE <input type="text" value="Product note"/>	\$60.00			\$60.00
 For any order of 4000\$ and more, a 30% down payment will be requested - A:_UNI CBM-4000 <input type="text" value="Product note"/>	\$0.00		1	-

CART NOTE

Partial total \$788.16  
 (before tax and fees)  
 GST \$39.41  
 QST \$78.62  
**Total (CDN) \$906.19**

## 6. Manufacturing / delivery time

6.1. 25 Business days for delivery for finished components and countertops

6.2. 15 Business days for delivery for components and countertops without finishing

## 7. Personal notes

This section is for you to add your own comments





© Rocheleau Inc. - 191129\_Procedures Manual MASSIF\_EN - All rights reserved

---

**ROCHELEAU INC.**

760, boul. Pierre-Roux E.  
Victoriaville (Québec) G6P 6C5  
CANADA

---

T: 1 800 567-5201  
VENTES@ROCHELEAU.CA

---

ROCHELEAU.CA

